


ELEVATED PLAY ACTIVITIES - TOTAL	9	RECD	5
ELEVATED PLAY ACTIVITIES ACCESSIBLE BY TRANSFER	7	RECD	0
ELEVATED PLAY ACTIVITIES ACCESSIBLE BY RAMP	0	RECD	0
ELEVATED PLAY ACTIVITIES ACCESSIBLE BY RAMP	3	RECD	3
GROUND LEVEL ACTIVITY TYPE	3	RECD	3
GROUND LEVEL ACTIVITY QUANTITY	3	RECD	3

OVER ALL SITE PLAN




Play Area Capacity: 70-80

To promote safe and proper equipment use by children, Miracle recommends the installation of either a Miracle safety sign or other appropriate safety signage near each play system's main entry point(s) to inform parents and supervisors of the age appropriateness of the play system and general rules for safe play.

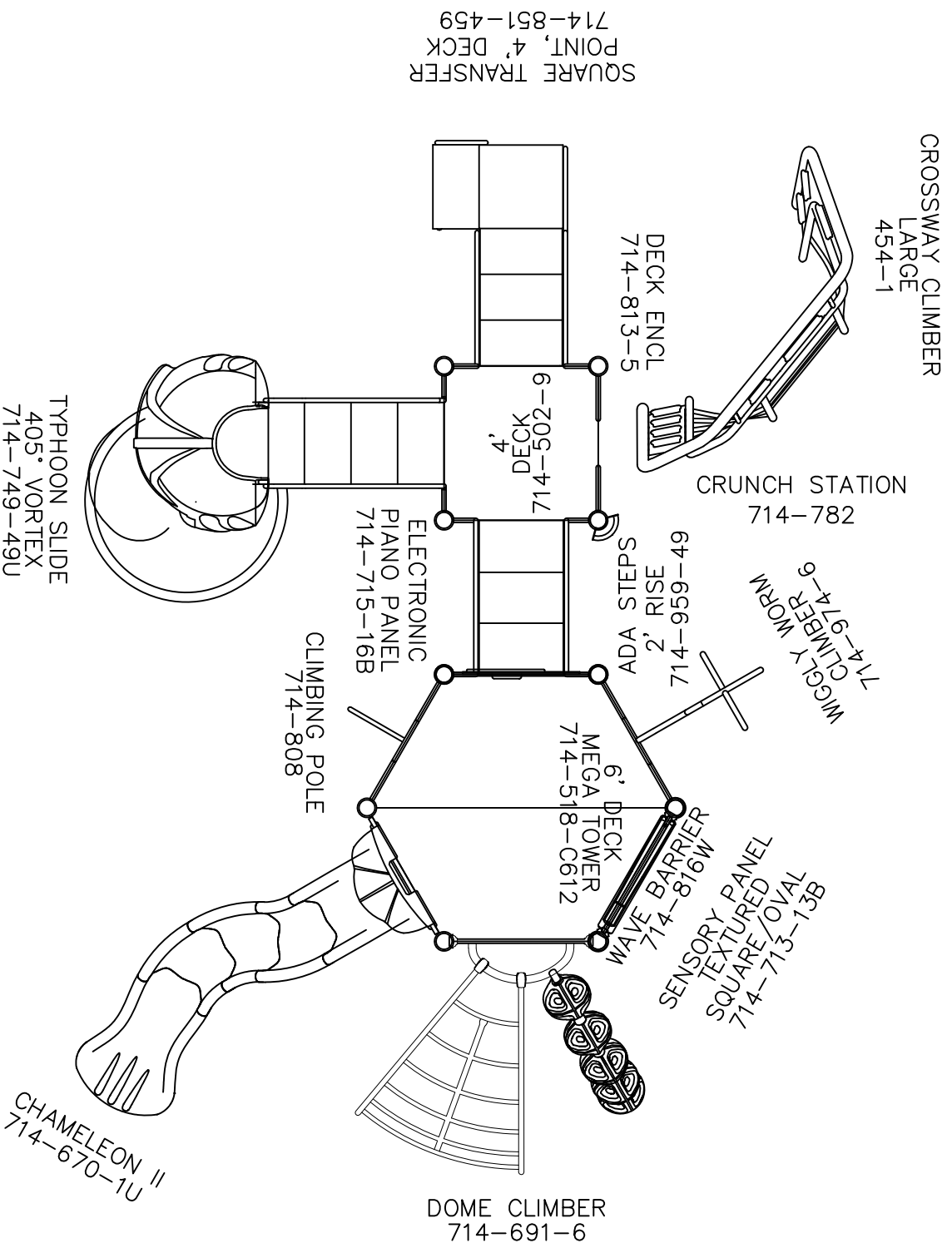
AN ENERGY ABSORBING PROTECTIVE SURFACE IS REQUIRED UNDER & AROUND ALL PLAY SYSTEMS.

714-S636J		✓	COMPLIES TO CPSC	DESIGNED FOR AGES 5-12	DATE: 4/26/2021
GROUND SPACE: PROTECTIVE AREA:	31' X 28' 46' X 41'	✓	COMPLIES TO ASTM		
		✓	COMPLIES TO ADA	ADDITIONAL GROUND LEVEL ACCESSIBLE ITEMS NEEDED FOR ADA COMPLIANCE TYPE: 0 QUANTITY: 0	SCALE: 1" = 6'-0"
					CINDI SHEET 1 of 2

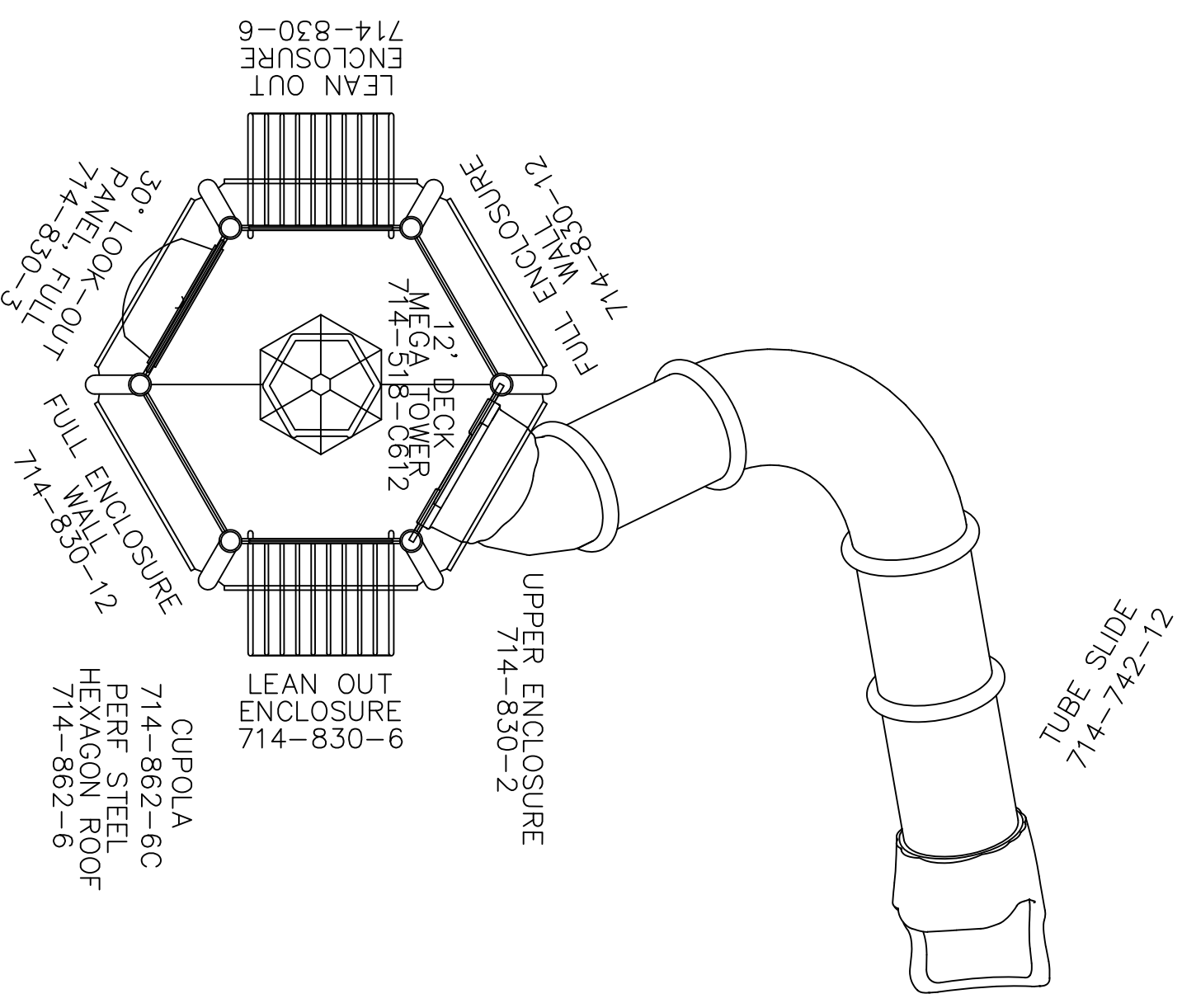


Miracle


LEVEL 1



LEVEL 2



THE PLAY COMPONENTS IDENTIFIED IN THIS PLAN ARE IPEMA CERTIFIED. THE USE AND LAYOUT OF THESE COMPONENTS CONFORM TO THE REQUIREMENTS OF ASTM F1487.



Miracle

714-S636J

4/26/2021

SHEET 2 of 2