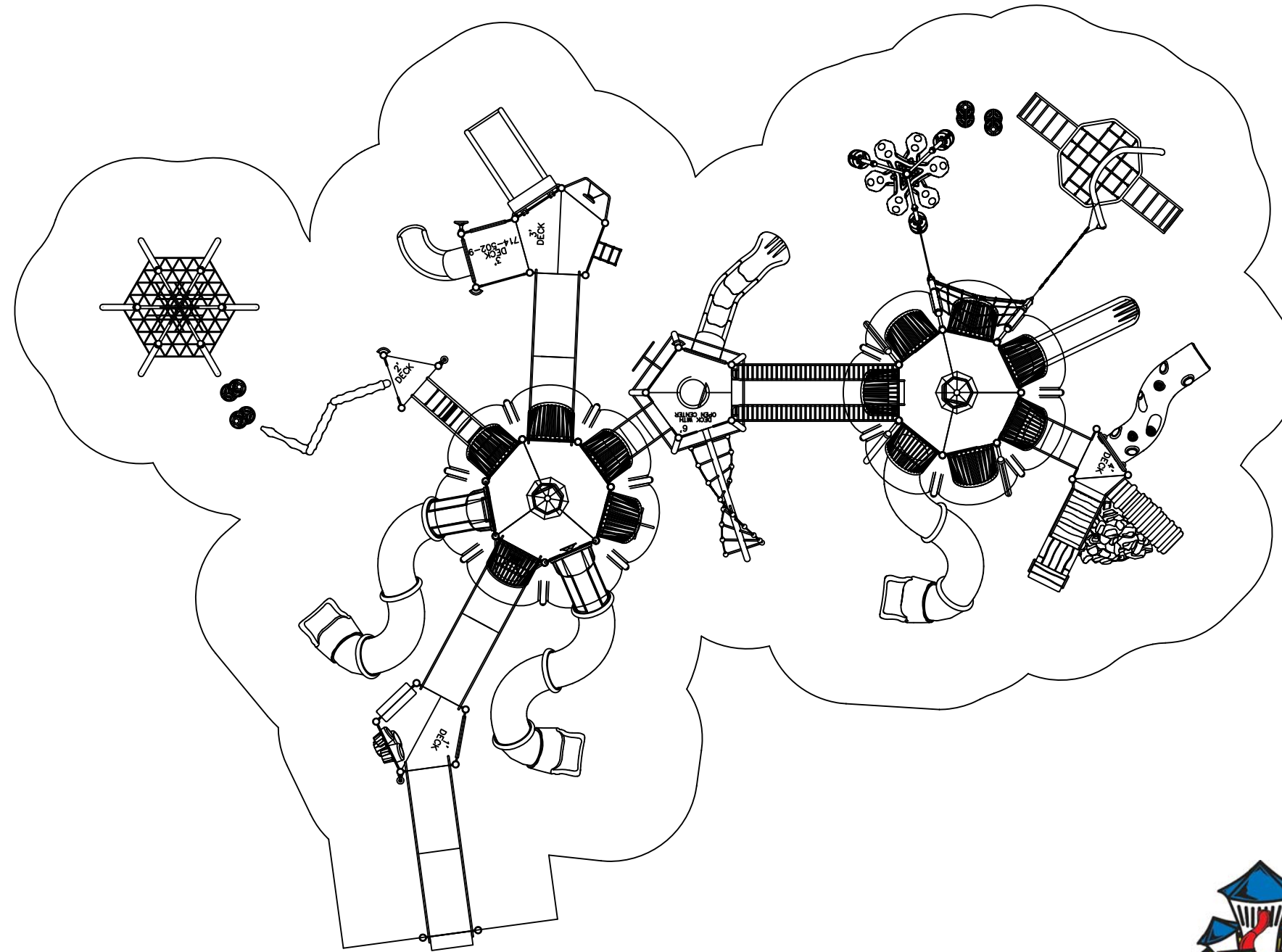


# OVER ALL SITE PLAN



Play Area Capacity: 290-300



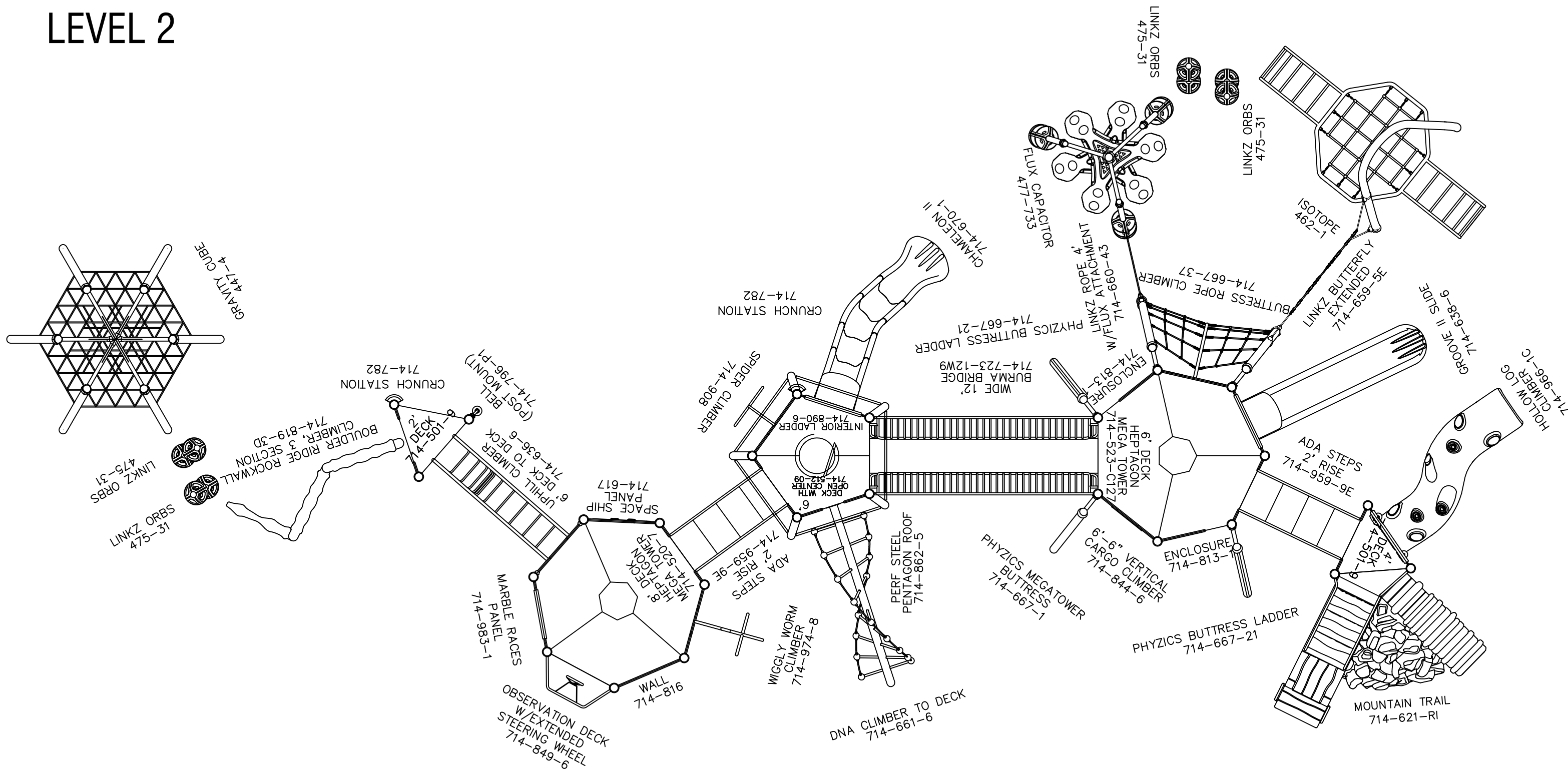
**Miracle**

To promote safe and proper equipment use by children, Miracle recommends the installation of either a Miracle safety sign or other appropriate safety signage near each playsystem's main entry point(s) to inform parents and supervisors of the age appropriateness of the playsystem and general rules for safe play.

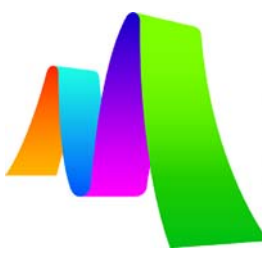
**AN ENERGY ABSORBING PROTECTIVE SURFACE IS REQUIRED UNDER & AROUND ALL PLAY SYSTEMS.**

<b>714-S466</b>		✓	COMPLIES TO CPSC		DESIGNED FOR AGES 5-12		DATE: 9/8/2015	
GROUND SPACE: 80' X 62' PROTECTIVE AREA: 94' X 69'		✓	COMPLIES TO ASTM		ADDITIONAL GROUND LEVEL ACCESSIBLE ITEMS NEEDED FOR ADA COMPLIANCE TYPE: QUANTITY: 0 0		SCALE: 1"=10'-0"	
		✓	COMPLIES TO ADA				CINDI	SHEET 1 of 3

# LEVEL 2



THE PLAY COMPONENTS IDENTIFIED IN THIS PLAN ARE IPEMA CERTIFIED. THE USE AND LAYOUT OF THESE COMPONENTS CONFORM TO THE REQUIREMENTS OF ASTM F1487.



Miracle

714-S466	
9/8/2015	SHEET 2 of 3

